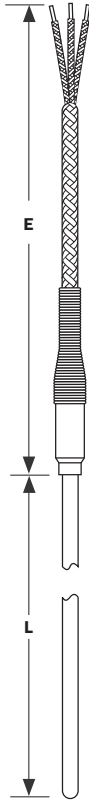


Metal Transition Style RTD

Style RF



Features and Benefits

Stainless steel transitions

- Crimped to sheath and filled with 260°C (500°F) epoxy
- Optional brazing available

Coiled spring strain relief

- Protects lead wire against sharp bends in the transition area

Flexible mineral insulated construction

- Provides a bendable and highly durable sensor

Temperature rating

- -200 to 650°C (-328 to 1200°F)

High accuracy

- Dependable readings

Diameters available

- 0.125 to 0.250 inch O.D.



1 2 3 4 5 6 7 8 9 10 11 12 13 14 15

R F

1-2. Style

F = Metal transition with strain relief

3. Sheath O.D. (inch)

G = 0.125

H = 0.188

J = 0.250

4. Lead Wire Construction

	Standard	Overbraid	Flex	Armor
Fiberglass Stranded	A	J	R	
PFA or TFE Stranded	B	L	T	

5. Fittings

If required, enter order code from "Fitting Options".

If none, enter "0"

6. Lead Wire Termination

A^① = Standard male plug

B^① = Standard female plug

C^① = Standard plug with mating connector

J^① = Male miniature plug

K^① = Female miniature jack

L^① = Male/female mini set

T = Standard leads

U = Leads with spade lugs

7. Sheath Construction

	316 SS	Alloy 600
Mineral Insulated	K	L

8-9. Sheath Length "L" (inch)

03, 06 and 12

Whole inches: 03 to 99

Metric lengths and lengths over 99 inches consult factory.

10. Sheath Length (fractional inch)

0 = No fraction, whole inches

1 = 1/8 3 = 3/8 5 = 5/8 7 = 7/8

2 = 1/4 4 = 1/2 6 = 3/4

11. Element

	2-wire	3-wire
100Ω Single	A	B

12. Temperature Coefficient

DIN 0.00385

A = Class A

B = Class B

13-14. Lead Wire Length "E" (foot)

02 and 04

Whole feet: 01 to 99

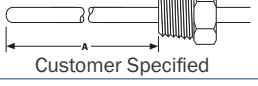

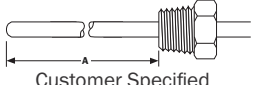
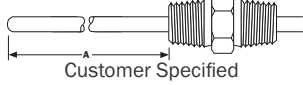
15. Special Requirements


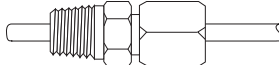
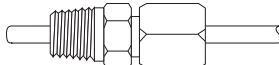
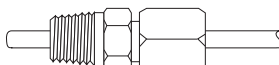

0 = None

X = Special requirements, consult factory

^① Requires two- or three-wire only, single element only

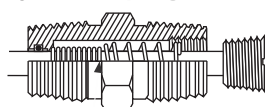
Fitting Options

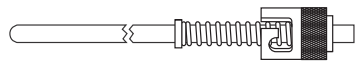
Fitting Type	Material	Sheath Sizes (in.)	NPT Thread Size (in.)	HEX Size (in.)	Length (in.)	Order Code
Fixed Single Thread 1/8 NPT  Customer Specified	303 SS	0.063 to 0.250	1/8	7/16	11/16	A
Fixed Single Thread 1/4 NPT  Customer Specified	303 SS	0.125 to 0.250	1/4	9/16	7/8	B
Fixed Single Thread 1/2 NPT  Customer Specified	303 SS	0.125 to 0.250	1/2	7/8	1	D
Fixed Double Thread 1/2 NPT  Customer Specified	303 SS	0.125 to 0.250	1/2	7/8	1 3/4	F

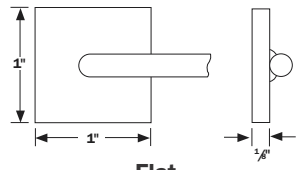
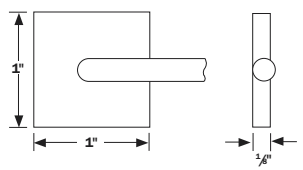
Fitting Type	Material	Sheath Sizes (in.)	NPT Thread Size (in.)	HEX Size (in.)	Length (in.)	Order Code
Non-Adjustable Compression Brass 	Brass	0.125	1/8	1/2	1	J
		0.188	1/8	1/2	1 1/8	J
		0.250	1/8	1/2	1 3/16	J
Non-Adjustable Compression SS 	303 SS	0.063	1/8	1/2	1 1/4	L
		0.125	1/8	1/2	1 1/4	L
		0.188	1/8	1/2	1 5/16	L
		0.250	1/8	1/2	1 5/16	L
Adjustable Compression Neoprene Gland 	303 SS	0.063	1/8	1/2	1 1/4	N
		0.125	1/8	1/2	1 1/4	N
		0.188	1/8	1/2	1 1/4	N
		0.250	1/4	7/8	2 7/16	P
Adjustable Compression TFE Gland 	303 SS	0.063	1/8	1/2	1 1/4	G
		0.125	1/8	1/2	1 1/4	G
		0.188	1/8	1/2	1 1/4	G
		0.250	1/4	7/8	2 7/16	X
Adjustable Compression Lava Gland 	303 SS	0.063	1/8	1/2	1 1/4	Q
		0.125	1/8	1/2	1 1/4	Q
		0.188	1/8	1/2	1 1/4	Q
		0.250	1/4	7/8	2 7/16	V

Compression Fittings: Compression fittings are shipped finger-tight on the sheath allowing field installation. Once non-adjustable fittings are deformed, they cannot be relocated. Adjustable fittings come with neoprene, TFE or lava sealant glands.

Fitting Options (cont'd)

Fitting Type	Material	Sheath Sizes (in.)	NPT Thread Size (in.)	HEX Size (in.)	Length (in.)	Order Code
Adjustable Spring Loaded 	316 SS	0.250	1/2	7/8	2	H

Fitting Type	Material	Sheath Sizes (in.)	Length (in.)	Order Code
Bayonet Lockcap and Spring 	Plated Steel	0.125	1 5/8	W
	Plated Steel	0.188	1 5/8	W

Weld Pad Type	Material	Order Code
 <p>Flat</p>	304 SS*	2
 <p>Milled Slot</p>	304 SS	5

*Alloy 600 available on special order and recommended for use with alloy 600 sheath.

www.zesta.com



Ontario (Head Office)
 212 Watline Ave
 Mississauga ON, L4Z 1P4
 T: (905) 568-3100
 F: (905) 568-3131

Québec
 2337 rue Guénette
 St. Laurent QC, H4R 2E9
 T: (514) 334-4744
 F: (514) 334-0834

Alberta
 4754-14 Street NE
 Calgary AB, T2E 6L7
 T: (403) 291-1156
 F: (403) 291-2630

British Columbia
 55B Fawcett Road
 Coquitlam BC, V3K 6V2
 T: (604) 525-7071
 F: (604) 525-7797



info@zesta.com
 1-800-755-5418