

2704MP

MODEL

Ideal for :

- Photographic film
- Solid extrusion
- Wire coating
- Multi-layer

Features :

- Melt Pressure control
- Suitable for 4 or 6 wire transducers
- Pre-screen pressure monitor and alarm
- Pressure alarms
- Simple calibration
- Field communications options



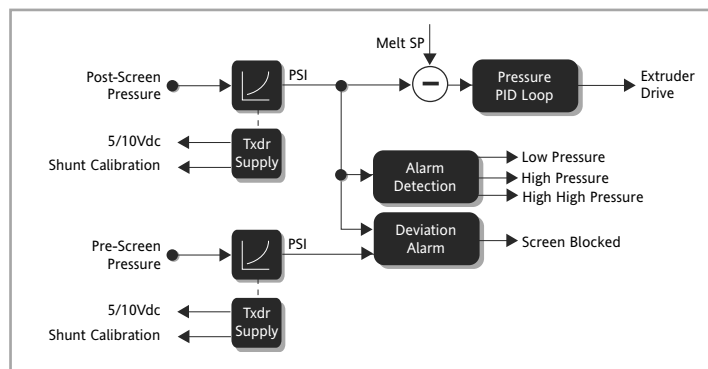
Extrusion Melt Pressure Specification Sheet

The 2704MP is a fully programmable melt pressure controller, suitable for precision pressure control in the plastic extrusion industries.

In its basic format the 2704MP standard hardware includes an input for melt pressure measurement, an analogue output to drive the extruder screw and alarms to detect high and low pressure conditions. Additionally, a second pressure input can be connected providing the facility to provide a differential pressure alarm across the screen. Automatic transducer calibration procedures and 5Vdc or 10Vdc transducer power supplies are provided for both inputs.

For standard applications, controllers are shipped pre-configured to the users specification, using a simple to complete order code. User customisation can be achieved by reconfiguring the controller via its front panel interface or Eurotherm's iTools configuration software.

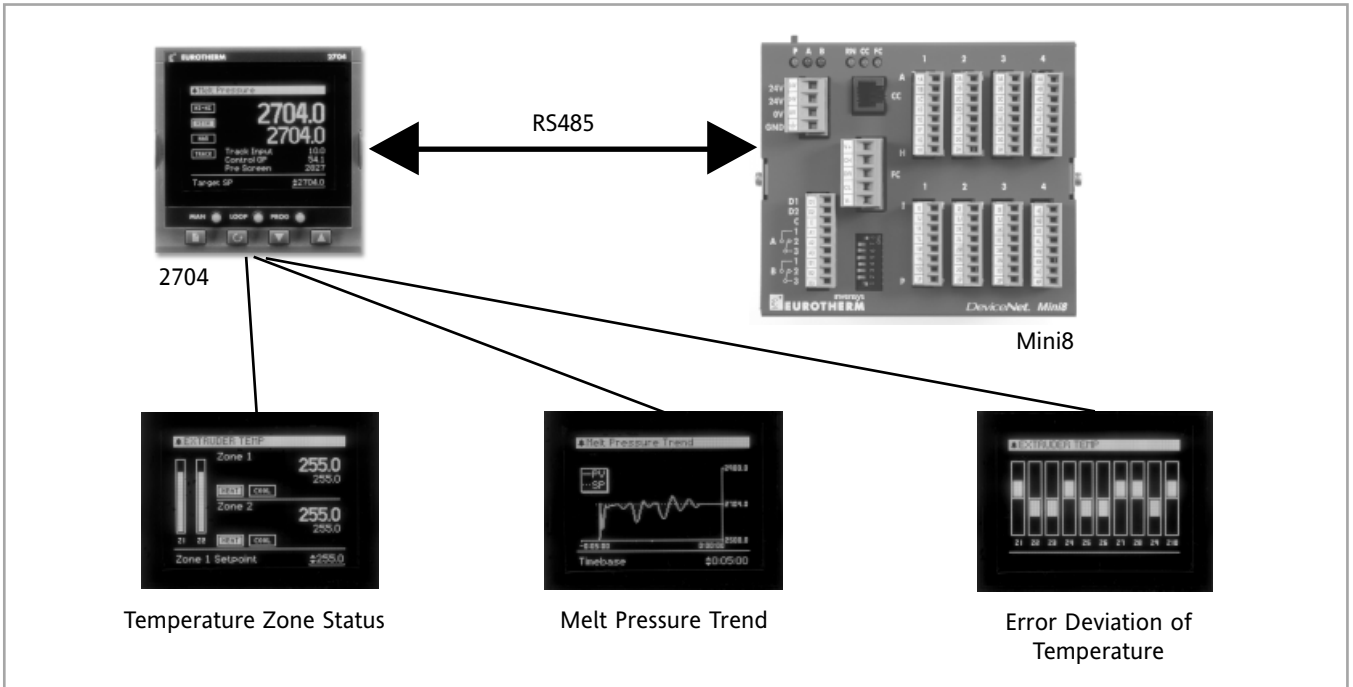
The 2704MP is fully compatible with the standard 2704 process controller; data sheet number HA026669.



Extrusion control system

In combination with the Mini8 DIN rail controller, a very powerful low cost extrusion control system can be implemented. The 2704MP acts as the master melt pressure controller. It also provides an operator interface to view parameters and change setpoints of the temperature zones implemented in the Mini8. Each Mini8 base unit

can implement up to 8 control loops. 10 temperature zones can easily be displayed and supervised by the 2704MP. Additionally, extra parameters such as extruder Amps and RPM can be measured by the Mini8 and displayed on the 2704MP. For more information on the Mini8 please refer to data sheet number HA028480.




2604 Controller

A 2604MP is also available providing the basic melt pressure functions offered by the 2704MP. It has a simpler, less configurable display; suitable in applications where the more informative 2704MP display or communication to slave controllers is not required.



3508 Slave Controllers

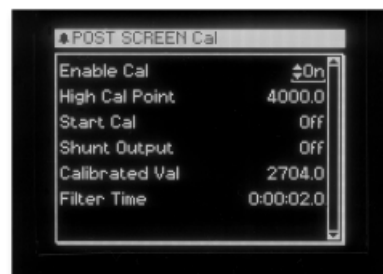
The 2704 can be used as a master to a number of model 3508 slave temperature controllers. Each 3508 can switch up to 29 setpoints by using the multiplexor blocks. Setpoints can be selected automatically via the 2704MP user interface, therefore providing a simple recipe management system.



Transducer calibration

The input signals and display range can be specified at time of order to suit the measurement range.

Following installation, the operator can then perform a user shunt calibration. Gain and offset adjustments are simply made by initiating an automatic calibration routine using the front panel operator interface. The 2704MP can accommodate transducers with or without an incorporated calibration resistor.



Pressure alarms

Four alarms are pre-configured and ready for use. A high alarm, high-high and low alarm for the main melt pressure measurement and a differential alarm between the two pressure measurements to indicate blockage of the screen. The output of this alarm can be used to initiate an automatic screen change.



Field communications

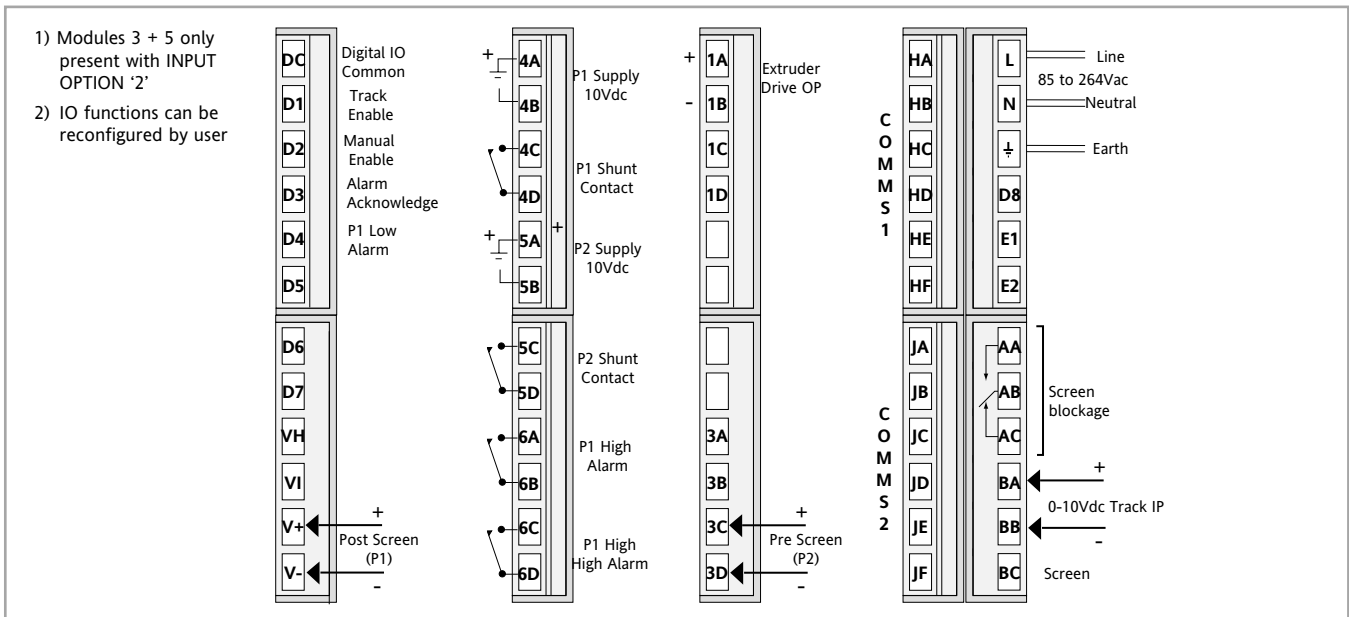
The modular build of the 2704 provides the user with a selection of communication protocols. Modbus RTU, Profibus and DeviceNet are all available for connection to supervisory computers or programmable logic controllers.

Additionally, a Modbus master port can be used to communicate to a host of devices including Series 2000 temperature controllers.


Start up options

When the controller is powered up the control output can be set to start up in manual mode with a minimum output power demand. The operator can then increase the extruder speed using the front panel operator interface. Alternatively, the instrument can start up in track mode, where the control output is modified directly via an external 0-10Vdc input. Transition from both manual and track to automatic mode is bumpless.

REAR TERMINAL CONNECTIONS



DIMENSIONAL DETAILS



ORDERING CODE

Controller Type	Supply Voltage	Pressure Inputs	Input 1 mV Elec Low	Input 1 mV Elec High	Input 1 Eng Low	Input 1 Eng Low	Input 1 Units	Input 2 mV Elec Low	Input 2 mV Elec High	Input 2 Eng Low	Input 2 Eng Low	Input 2 Units
Control Output	H Comms Slot	J Comms Slot	Manual	Toolkit Blocks								

Controller Type	Supply Voltage	Input 1 mV Elec Low	Input 2 mV Elec Low	Control Output	J Comms Slot
2604MP 2604 Standard 2604MPF 2604 Profibus 2704MP 2704 Standard 2704MPF 2704 Profibus	VH High voltage VL Low voltage	Enter low mV value i.e. 0.0	Enter Low mV value i.e. 0.0	4mA20 4-20mA 0mA20 0-20mA 0V10 0-10Vdc 0V5 0-5Vdc 4mA20 4-20mA 1V5 1-5Vdc	XX Not fitted A2 232 Modbus Y2 2 Wire 485 Modbus F2 4 Wire 485 Modbus M1 232 Master M2 2 Wire 485 Master M3 4 Wire 485 Master
	Pressure Inputs	Input 1 mV Elec High	Input 2 mV Elec High	H Comms Slot	Manual
	1 1 Input 2 2 Inputs	Enter High mV value i.e. 30.0	Enter High mV value i.e. 30.0	XX Not fitted A2 232 Modbus Y2 2 Wire 485 Modbus F2 4 Wire 485 Modbus AE 232 Bisync YE 2 Wire 485 Bisync FE 4 Wire 485 Bisync PB Profibus DN DeviceNet	ENG English FRA French GER German
		Input 1 Eng Low	Input 2 Eng Low	Toolkit Blocks	
		Enter low units value i.e. 0.0	Enter Low units value i.e. 0.0	XX Standard U1 Toolkit level 1 U2 Toolkit level 2	
		Input 1 Eng Low	Input 2 Eng Low		
		Enter High units value i.e. 5000.0	Enter High units value i.e. 5000.0		
		Input 1 Units	Input 2 Units		
		PSI PSI Units BAR BAR Units	PSI PSI Units BAR BAR Units		

Notes:

- Basic controller includes 8 digital registers, 4 timers and 4 totalisers. Standard configuration uses some timers and logic registers.
- Toolkit 1 includes 16 analogue, 16 digital, pattern generator, digital programmer, analogue switch and 4 user values.
- Toolkit 2 includes Toolkit plus extra 8 analogue, 16 digital and 8 user values.
- Max. electrical input range 0 to 80mV.
- Max. display range -9999 to 99999.
- Specify decimal points as for instance XXX.XX. 0 to 3 can be requested.

Eurotherm: International sales and service

Understanding and providing local support is a key part of Eurotherm's business. Complementing worldwide Eurotherm offices are a whole range of partners and a comprehensive technical support team... a soothing melody to ensure you get a service you will want to go back to.

AUSTRALIA Sydney
Eurotherm Pty. Ltd.
Telephone (+61 2) 9838 0099
Fax (+61 2) 9838 9288
E-mail info@eurotherm.com.au

AUSTRIA Vienna
Eurotherm GmbH
Telephone (+43 1) 7987601
Fax (+43 1) 7987605
E-mail eurotherm@eurotherm.at

BELGIUM & LUXEMBURG Huy
Eurotherm S.A./N.V.
Telephone (+32) 85 274080
Fax (+32) 85 274081
E-mail sales@eurotherm-belgium.be

BRAZIL Campinas-SP
Eurotherm Ltda.
Telephone (+5519) 3707 5333
Fax (+5519) 3707 5345
E-mail eurothermltda@eurothermltda.com.br

DENMARK Copenhagen
Eurotherm Danmark A/S
Telephone (+45 70) 234670
Fax (+45 70) 234660
E-mail info@eurotherm.se

FINLAND Abo
Eurotherm Finland
Telephone (+358) 22506030
Fax (+358) 22503201

FRANCE Lyon
Eurotherm Automation SA
Telephone (+33 478) 664500
Fax (+33 478) 352490
E-mail ea@automation.eurotherm.co.uk

GERMANY Limburg
Eurotherm Deutschland GmbH
Telephone (+49 6431) 2980
Fax (+49 6431) 298119
E-mail info@regler.eurotherm.co.uk

HONG KONG & CHINA
Eurotherm Limited Aberdeen
Telephone (+85 2) 28733826
Fax (+85 2) 28700148
E-mail eurotherm@eurotherm.com.hk

Guangzhou Office
Telephone (+86 20) 8755 5936
Fax (+86 20) 8755 5831

Beijing Office
Telephone (+86 10) 6762 0936
Fax (+86 10) 6762 0931

Shanghai Office
Telephone (+86 21) 6352 6406
Fax (+86 21) 6352 7351

INDIA Chennai
Eurotherm India Limited
Telephone (+9144) 24961196
Fax (+9144) 2256682070
E-mail sales@eurothermdel.com

IRELAND Dublin
Eurotherm Ireland Limited
Telephone (+353 1) 469180
Fax (+353 01) 4691300
E-mail info@eurotherm.ie

ITALY Como
Eurotherm S.r.l.
Telephone (+39 31) 975111
Fax (+39 31) 977512
Telex 380893 EUROTH I
E-mail info@eurotherm.it

KOREA Seoul
Eurotherm Korea Limited
Telephone (+82 31) 2738507
Fax (+82 31) 2738508
E-mail help@eurotherm.co.kr

NETHERLANDS Alphen a/d Ryn
Eurotherm B.V.
Telephone (+31 172) 411752
Fax (+31 172) 417260
E-mail sales@eurotherm.nl

NORWAY Oslo
Eurotherm A/S
Telephone Oslo (+47 67) 592170
Fax (+47 67) 118301
E-mail info@eurotherm.se

SPAIN Madrid
Eurotherm España SA
Telephone (+34 91) 6616001
Fax (+34 91) 6619093
E-mail ventas@iberica.eurotherm.co.uk

SWEDEN Malmo
Eurotherm AB
Telephone (+46 40) 384500
Fax (+46 40) 384545
E-mail info@eurotherm.se

SWITZERLAND Freienbach
Eurotherm Produkte (Schweiz) AG
Telephone (+41 55) 4154400
Fax (+41 55) 4154415
E-mail epsag@eurotherm.ch

UNITED KINGDOM Worthing
Eurotherm Limited
Telephone (+44 1903) 268500
Fax (+44 1903) 265982
E-mail info@eurotherm.co.uk
Web www.eurotherm.co.uk

U.S.A Leesburg VA
Eurotherm Inc.
Telephone (+1 703) 443 0000
Fax (+1 703) 669 1300
E-mail info@eurotherm.com
Web www.eurotherm.com

© Copyright Eurotherm Limited 2005

Invensys, Eurotherm, the Eurotherm logo and Wonderware are trademarks of Invensys plc, its subsidiaries and affiliates. All other brands may be trademarks of their respective owners.

All rights are strictly reserved. No part of this document may be reproduced, modified, or transmitted in any form by any means, nor may it be stored in a retrieval system other than for the purpose to act as an aid in operating the equipment to which the document relates, without the prior written permission of Eurotherm limited.

Eurotherm Limited pursues a policy of continuous development and product improvement. The specifications in this document may therefore be changed without notice. The information in this document is given in good faith, but is intended for guidance only. Eurotherm Limited will accept no responsibility for any losses arising from errors in this document.