



# EZ-ZONE<sup>®</sup> PM or RUI to Serial Gear Converter Model USB-COMi-M

Screw terminal connector pin-out:

- 1 is Data -(A), connects to pin CD or CA
- 2 is Data +(B), connects to pin CE or CB
- 6 is GND, connects to pin CF or CC

DB9 connector, EIA485 half duplex pin-out:

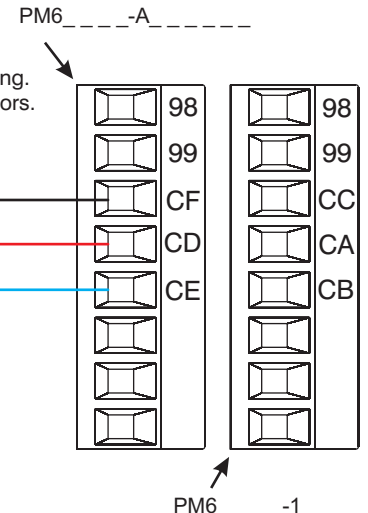
- 1 is Data -(A), connects to pin CD or CA
- 2 is Data +(B), connects to pin CE or CB
- 5 is GND, connects to pin CF or CC

DB9 connector, EIA232 pin-out:

- 1 is DCD
- 2 is RXD
- 3 is TXD
- 4 is DTR
- 5 is Gnd
- 6 is DSR



Use twisted pair wires such as Cat 5 cabling. Do not route with power carrying conductors. Daisy chain wire up to 247 EZ-ZONE<sup>®</sup> devices.

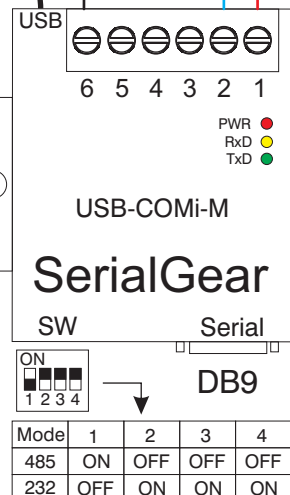
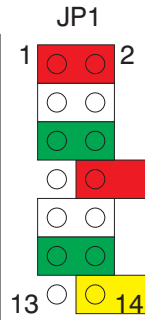


<http://serialgear.com/1-Port-Serial-USB-USB-COMi-M.html>

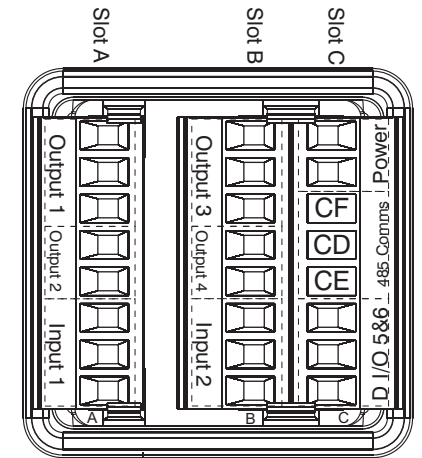
If first device on 485 network, set jumpers as shown

1 - 2	Tx termination 120 ohm
3 - 4	Tx pull-up 750 ohm
5 - 6	Tx pull-down 750 ohm
7 - 8	Rx termination 120 (422)
9 - 10	Rx pull-up 750 ohm
11 - 12	Rx pull-down 750 ohm
13 - 14	CTS termination 120 (422)

Internal Jumpers



Connector functions and labels



Watlow  
1241 Bundy Blvd  
Winona, MN 55987  
Telephone (507) 494-5656  
2010 Watlow Electric Manufacturing Company