

Eurotherm®

Precision at the heart of your process

Eurotherm EPC2000 programmable controller

Benefits

The EPC2000 programmable single loop temperature and process controller provides efficient and repeatable precision control in a convenient and easy to deploy DIN rail and surface mounting format.

The controller combines precise control and measurement performance with a high speed Ethernet connection incorporating an integral switch for daisy chain connection to supervisors, panels or PLCs. Cybersecurity is certified to the stringent requirements of Achilles® CRT Level 1.

- Complements your PLC and/or can be used stand-alone
- Precision analog measurement for repeatable control
- Flexible communication options
- Easy to deploy
- Dual Ethernet ports
- Can reduce total system costs



Key Features

- Precision Single Loop Control
- Setpoint Programming
- Math and Logic
- Communication Protocols
 - Modbus Master/Server (TCP/IP)
 - EtherNet/IP Server
 - PROFINET Server
- Help defend OEM knowledge and IP with OEM Security
- EN ISO 13849 -1 Performance Level "c" for limit functions

eurotherm.com/epc2000

 **WATLOW**
Powered by Possibility

Specifications

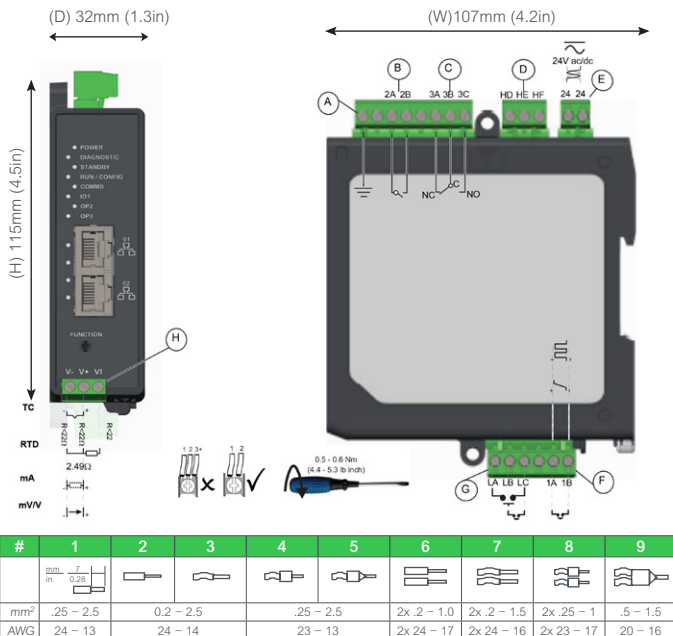
General

Controller function	Single loop DIN mount PID controller range with autotune, on/off and valve positioning (no slidewire required). Single loop setpoint programmer/profiler up to 10 profiles of 24 segments or 20 profiles of 8 segments. 24V ac/dc options.
Ethernet	100BASE-T with integral switch. Achilles® Communications Robustness Testing Level 1.
Measurement input	Single input. +/- 0.1% accuracy
PID control	Two PID sets are available as standard with separate proportional band for heat and cool. Enhanced auto-tuning control with cutback to minimize overshoot and oscillation. Fast reacting precision control to setpoint changes or after process disturbances. Enhanced valve positioning (unbounded) algorithm. Gain scheduling allows PID selection for a wide range of operating situations, including deviation from setpoint, absolute temperature, output level and others. PV and SP feed-forward functions.
Setpoint Programmer/Profiler	Maximum 20 program sequences of 8 segments. Options for 1x8, 1x24, 10x24, with textual program and segment names Holdback ("guaranteed soak"), event outputs, time to target, ramp rate, dwell, step and call segment types. Additional timer functions available.
User function block wiring	Optional function blocks including: totalizer, math, logic and multiplexing, BCD conversion, counter/timer, LIN16 and Zirconia.
Additional functions	Average, min, max. 6 configurable alarms with manual, automatic, non-latching and event types plus alarm delay function and blocking. Alarms may be inhibited in standby. 5 recipes with 40 selectable parameters switchable from digital input.
Backup and configuration tools	Eurotherm iTools software for backup and configuration. iTools also connects using Ethernet (Modbus TCP) and/or serial (Modbus RTU).

Mechanical Mounting

Mounting	Mounting is top hat EN50022 DIN rail or surface mounting through fixing screw holes provided. Vertical mounting only. No horizontal separation between units.
IP Rating	IP20*
Weight	0.21kg (0.46lb)

* IP20 rating achieved with all connector plugs fitted



1. Maximum exposed conductor length
2. Solid cable
3. Multi strand cable
4. Multi strand cable, ferrule
5. Multi strand cable, ferrule with skirt
6. Solid cable x2
7. Multi strand cable x2
8. Multi strand cable x2, ferrule x2
9. Multi strand cable x2, twin ferrule

Key	Title	Terminals	Function	Symbol
A	Functional ground connection		Functional ground connection point	
B	OP2 (Output 2)	Common (C) Normally Open (NO)	Relay Form A (Normally Open)	
C	OP3 (Output 3)	Normally Closed (NC) Common (C) Normally Open (NO)	Relay Form C, (Change Over Relay)	
D	COMMS (Serial Communication)	COM A(+) RX B(-) TX	EIA-485	
E	Power Input (Low voltage only)	24 24	24Vac/Vdc	
F	IO1 (Input/Output 1) - Option 1	1A(+) 1B(-)	Analog output	
	IO1 (Input/Output 1) - Option 2	1A(+) 1B(-)	Logic (SSR drive), output or Contact Input, connected to Logic output	
	Note: Multiple output/input functions depending on controller configuration purchased.			
G	DI x2 (Digital Input)	LA LB LC	Contact Input	
	Digital Input 1	LA LC	Contact Input	
	Digital Input 2	LB LC	Contact Input	
H	IP1 (Input 1), Sensor Measuring Analog Input	V- V+	Thermocouple (TC)	
	- Do not run input wires with power cables - Ground shielded cable at one point only - Sensor input not isolated from the logic output & digital inputs	Or		
	- Use appropriate compensating cable to extend thermocouple cabling	V- V+ VI	Resistance Temperature Detector (RTD)	
		Or		
		V- V+	Current (mA)	
		Or		
		V- V+	Voltage (mV/V)	
	Note: Fixed connector - not removable.			

Specifications

Inputs and Outputs

Analog Inputs	1 Universal input
Form A relay output	1
Form C relay output	1
Logic IO (SSR drive)	1 (mutually exclusive with dc Output)
DC Output	1 (mutually exclusive with Logic IO)
Contact closure logic input	2

Communications

Ethernet	Dual Ethernet switch. Shielded grounded RJ45 connections supporting 10/100BASE-T auto sensing. Fixed IP address or DHCP. Modbus/TCP Server, EtherNet/IP Server, PROFINET Server and Modbus TCP/IP Master
Serial	EIA-485 Half duplex Baud rates 9600, 19200 Modbus RTU 8 data bits, odd/even/no parity selectable

Universal process input

Input types	Thermocouples, Pt100/Pt1000 RTD, 4-20mA, 0-20mA, 10V, 2V, 0.8V, 80mV, 40mV, zirconia (oxygen probe), pyrometers. For other input types, contact your Eurotherm supplier for advice. Accuracy $\pm 0.1\%$ reading, when subject to the necessary field calibration.
Sample time	Sample rates are 20Hz for mV/mA, 16Hz for thermocouple and 10Hz for RTD.
Mains rejection	Series mode rejection 48-62Hz >60dB. Common mode rejection >150dB
Sensor break	AC sensor break. Break detected within 3 seconds worst case.
Input filtering	OFF to 60 seconds filter time constant.
User calibration	User 2 point input adjust (offset/gradient), transducer scaling
Thermocouple	K, J, N, R, S, B, L, T as standard, plus 2 downloadable custom curves Linearization accuracy CJ calibration accuracy: $< \pm 1.0^{\circ}\text{C}$ at 25°C ambient CJ ambient rejection ratio: better than 40:1 from 25°C ambient CJ automatic (internal), variable (external fixed $0 - 50^{\circ}\text{C} - 32-122^{\circ}\text{F}$)

Input Ranges		40mV	80mV	0.8V	2V	10V	RTD (Pt100)
Range	Min	-40mV	-80mV	-800mV	-2V	-10V	0 Ω (-200 $^{\circ}\text{C}$; -328 $^{\circ}\text{F}$)
	Max	+40mV	+80mV	+800mV	+2V	+10V	400 Ω /4000 Ω (850 $^{\circ}\text{C}$; 1562 $^{\circ}\text{F}$)
Thermal stability from 25 $^{\circ}\text{C}$ (77 $^{\circ}\text{F}$) ambient		$\pm 0.4\mu\text{V}/^{\circ}\text{C}$ $\pm 13\text{ppm}/^{\circ}\text{C}$	$\pm 0.4\mu\text{V}/^{\circ}\text{C}$ $\pm 13\text{ppm}/^{\circ}\text{C}$	$\pm 0.4\mu\text{V}/^{\circ}\text{C}$ $\pm 13\text{ppm}/^{\circ}\text{C}$	$\pm 0.4\mu\text{V}/^{\circ}\text{C}$ $\pm 13\text{ppm}/^{\circ}\text{C}$	$\pm 0.8\mu\text{V}/^{\circ}\text{C}$ $\pm 70\text{ppm}/^{\circ}\text{C}$	$\pm 0.01^{\circ}\text{C}/^{\circ}\text{C}$ $\pm 25\text{ppm}/^{\circ}\text{C}$
Resolution		1.0 μV unfiltered	1.6 μV	6 μV	41 μV	250 μV	0.05 $^{\circ}\text{C}$ (0.09 $^{\circ}\text{F}$)
Electrical noise (peak to peak with 1.6s input filter)		0.8 μV	3.2 μV	32 μV	82 μV	250 μV	0.05 $^{\circ}\text{C}$ (0.09 $^{\circ}\text{F}$)
Linearity accuracy (best fit straight line)		0.003%	0.003%	0.003%	0.003%	0.007%	0.033%
Calibration accuracy at 25 $^{\circ}\text{C}$ (77 $^{\circ}\text{F}$) ambient		$\pm 4.6\mu\text{V}$ $\pm 0.053\%$	$\pm 7.5\mu\text{V}$ $\pm 0.052\%$	$\pm 75\mu\text{V}$ $\pm 0.052\%$	$\pm 420\mu\text{V}$ $\pm 0.044\%$	$\pm 1.5\text{mV}$ $\pm 0.063\%$	$\pm 0.31^{\circ}\text{C}$ (0.56 $^{\circ}\text{F}$) $\pm 0.023\%$
Input resistance		100M Ω	100M Ω	100M Ω	100M Ω	57k Ω	–
Bulb current		–	–	–	–	–	190 μA /180 μA

Specifications

Logic IO (SSR Drive)

Output rating	ON 12V dc 44mA max. Minimum control cycle time 50ms (auto)
Output functions	Time proportioned heat, time proportioned cool. SSR drive alarm and event outputs, interlock outputs, other functions available using soft wiring.
Contact closure (input)	Contact open > 400Ω, Contact closed < 100Ω
Input functions	Auto/Manual select, Integral hold, Control inhibit, Program run functions, Recipe select, PID select, BCD bit, Autotune enable, Standby and other functions available using soft wiring.

DC Output

	Current output	Voltage output
Range	0-20mA	0-10V
Load resistance	<550Ω	>450Ω
Calibration accuracy	< ±(0.5% of reading + 100uA offset)	< ±(0.5% of reading + 50mV offset)
Resolution	13.5 bits resolution	13.5 bits resolution
Output functions	SCR/Power control drive. Proportional valve. Retransmission to chart recorder or other instrumentation. Other functions using soft wiring.	

Relays (Form A & Form C)

Types	Form A (normally open) Form C (changeover) Integrated snubbers (MOV type)
Output functions	Time proportioned heat, time proportioned cool. SSR Drive. Direct valve raise/lower. Alarm and event outputs, interlock outputs, other functions available using soft wiring.
Rating	Min 100mA @ 12V, Max 2A @ 264V ac resistive.

Contact closure logic inputs

Thresholds	Open > 400Ω, Closed < 100Ω
Input functions	Auto/Manual select, Integral hold, Control inhibit, Program run functions, Recipe select, PID select, BCD bit, Autotune enable, Standby and other functions available using soft wiring.

Specifications

Operator interface

Type	No integrated HMI, support for external HMI via communications. Proface GP4100 recommended. Diagnostic indication via LEDs on front face.
------	--

Function Blocks	Function	Standard	Toolkit enabled
Instrument	Interface to Instrument wide settings	1	-
Loop	Enhanced Eurotherm PID Loop	1	-
Programmer	Ramp/Dwell Programmer	1	-
Timer	Timer based functions	1	-
Alarm	General purpose analogue alarm monitoring	6	-
Recipe	General purpose recipe function	1	-
Comms	Interface to serial and Ethernet comms	2	-
AI	Interface to main analog input	1	-
IP Monitor	Input monitoring (min, max, other functions)	2	-
IO	Interface to Inputs and Outputs	6	-
Remote Input	Interface to remote (communications) input	2	-
Zirconia*	Zirconia Probe input	1	-
Math2	Two input math functions	-	4
Lgc2	Two input logic operators	-	2
Lgc8	Eight input logic operations	-	8
OR	Eight input logical "OR" operation	-	8
BCD	BCD Conversion	-	1
Mux8	Eight input multiplexer	-	3
Total	Totalizer	-	1
Counter	Counter block (32 bit)	-	1
UsrVal	User values (freely assignable)	-	4
Wires		50	200
Lin16	16 point linearization	1	-

*Dependent on instrumentation/options ordered

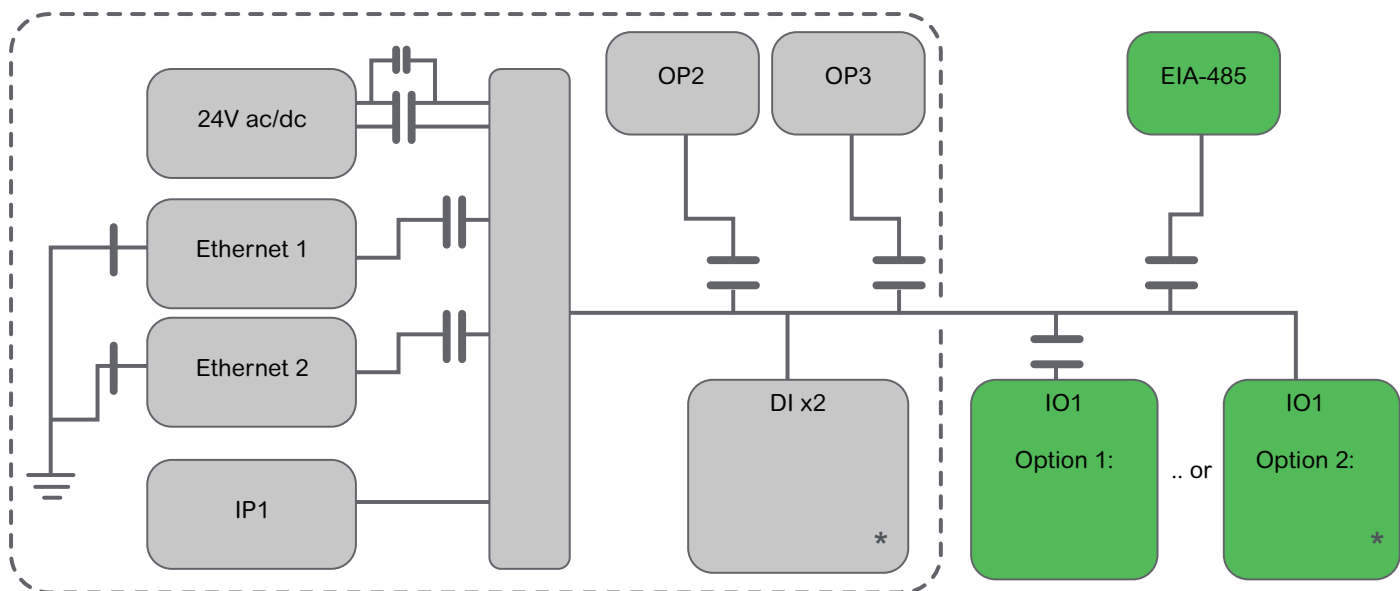
Standards

Operating temperature	0°C to 55°C (32°F to 131°F)
Storage temperature	-20°C to 70°C (-4°F to 158°F)
Operating/storage humidity	5% to 90% RH non-condensing
Atmosphere	Non-corrosive, non-explosive
Altitude	<2000 meters (<6561.68 feet)
Vibration and Shock	EN 61131-2 (5 to 11.9Hz @ 7mm peak to peak displacement, 11.9-150Hz @ 2g, 0.5 octave min.) EN 60068-2-6 Test FC, Vibration. EN 60068-2-27 Test Ea and guidance, Shock.
Flammability of plastic materials	UL746C-V0
Emissions	LV PSU units to EN 61326-1:2010 Class A
Immunity	EN 61326-1:2010 Industrial Locations
Approvals and certification	CE EN 61326, RoHS EN 50581:2012, UL, cUL, REACH, EN ISO 13849-1 Performance Level "c", CCC Exempt Achilles® CRT Level 1 Cybersecurity Assessment
Electrical safety	EN 61010-1:2010 (installation category II, pollution degree 2)



Specifications

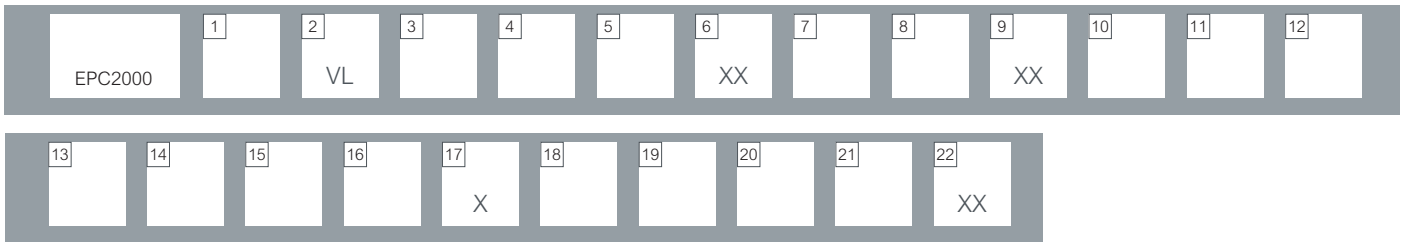
Isolation Diagram



Key							
⏏	300Vac DOUBLE Isolation	+	300Vac BASIC Isolation	*	Contact In/ Logic out - not isolated from each other	⏏	Standard for all variants

Specifications

EPC2000 Order Codes



* Note 1. Order code options 14-22 are optional

Basic product	
EPC2000	DIN Rail Mount Controller with Universal Precision Input

1	Type
CC	Controller (Default)
CP	1 x 8 Segment Basic Programmer
P1	1 x 24 Segment Advanced Programmer
P10	10 x 24 Segment Advanced Programmer
P20	20 x 8 Segment Advanced Programmer

2	Supply Voltage
VL	24Vac +10%, -15% (48 to 62 Hz); 24V dc +20%, -15%; 5% Ripple (Default)

3	Outputs
LRR	Logic SSR Drive, 1 Form A Relay, 1 Form C Relay
DRR	Isolated DC Output, 1 Form A Relay, 1 Form C Relay

4	Serial Communications
XX	Not fitted
C1	EIA-485 Modbus RTU

5	Ethernet Communications
E1	Modbus/TCP Server
E2	EtherNet/IP & Modbus TCP/IP Server
E3	PROFINET and Modbus TCP/IP Server
E5	Modbus TCP/IP Master and Server

6	Digital Inputs
XX	Default) 2x Contact Closure Digital Inputs

7	Tool Kit Blocks
XX	None (Default)
TK	Toolkit Blocks Enabled

8	OEM Security
XXX	None
OEM	OEM Security Enabled

9	Gain Scheduling Sets
XX	Two sets Standard (Default)

10	Labels
XXXXX	None (Default)
Fnnnn	Custom Label

11	Specials
XXXXX	None (Default)
Exnnn	Custom Special

12	Extended Warranty
XXXXX	Standard Warranty

13	Certificate of Conformity
XXXXX	None Required
CERT1	Supplied with Certificate of Conformity

14	Default Application*
X	Not Configured
1	PID Heat (IO1), High/Low Alarm (OP3) (Default)
2	PID Heat (IO1), Cool (OP2), High/Low Alarm (OP3)

15	Main PV Sensor Type*
X	Not Configured (Default)
M	Linear 0 to 80m V dc
V	Linear 0 to 10Vdc
2	Linear 0 to 20mA
4	Linear 4 to 20mA
B	Type B Thermocouple
J	Type J Thermocouple
K	Type K Thermocouple
L	Type L Thermocouple
N	Type N Thermocouple
R	Type R Thermocouple
S	Type S Thermocouple
T	Type T Thermocouple
P	Pt100

16	Input 1 Range*
X	Not Configured (Default)
F	Sensor Range or Full Scale
1	0 to 100°C or 32 to 212°F or 273 to 373K
2	0 to 200°C or 32 to 392°F or 273 to 473K
3	0 to 400°C or 32 to 752°F or 273 to 673K
4	0 to 600°C or 32 to 1112°F or 273 to 873K
5	0 to 800°C or 32 to 1472°F or 273 to 1073K
6	0 to 1000°C or 32 to 1832°F or 273 to 1273K
7	0 to 1200°C or 32 to 2192°F or 273 to 1473K
8	0 to 1300°C or 32 to 2552°F or 273 to 1573K
9	0 to 1600°C or 32 to 2912°F or 273 to 1873K
A	0 to 1800°C or 32 to 3272°F or 273 to 2073K

17	Reserved*
X	Not Used (Default)

18	Digital Input A Function*
X	Not Configured (Default)
W	Alarm Acknowledge
M	Auto/Manual
R	Programmer Run/Hold
K	Loop Track
P	Local Setpoint Select
T	Programmer Reset
U	Remote Setpoint Select
V	Recipe Select

19	Digital Input B Function*
X	Not Configured (Default)
W	Alarm Acknowledge
M	Auto/Manual
R	Programmer Run/Hold
K	Loop Track
P	Local Setpoint Select
T	Programmer Reset
U	Remote Setpoint Select
V	Recipe Select

20	Units*
X	Not Used (Default)
C	Degrees Celsius (Default)
F	Degrees Fahrenheit
K	Kelvin

21	OEM Kit*
XXXXXX	Not Required

22	Zirconia Application Block
XX	No Change
ZC	Zirconia Application Block Enabled

Accessory Order Codes



Model	
EPC2000ACC	Accessories for EPC2000 DIN Rail Controller

1	Type
RES2R9	2.49 Ohm Resistor
RES250	250 Ohm Resistor
RES500	500 Ohm Resistor
ITOOLS	iTools Configuration Software
STCON	Standard Set of Connectors

Specifications

HMI Order Codes

HMI	1	2	3	4	5	6	7	8	9	10	11	12
-----	---	---	---	---	---	---	---	---	---	----	----	----

*1 Note 1. Supplied unprogrammed

**2 Note 2. Always supplied with RTC/Battery

1 Model	4 Future	7 Future	10 Labels
HMI Proface HMI	XXXXXX Future	XXXXXX Future	XXXXXX None (Default)
2 Series	5 Future	8 Future	11 Specials
GP GP 4100 Series*1 **2	XXXXXX Future	XXXXXX Future	XXXXXX None (Default)
3 GP 4100 Series	6 BLUE Developer Software	9 RTC Battery	12 OEM Options
XXXXXX GP4114 Not Required 4.3" (480 x 272 pixel) HMI Ethernet Only	XXXX BLUE Not Required BLUE Standard DVD	BATT RTC Battery Supplied NOT Fitted (Default)	XXXXXX Not Required

HMI Accessory Order Codes

HMIACC	1	2	3	4
--------	---	---	---	---

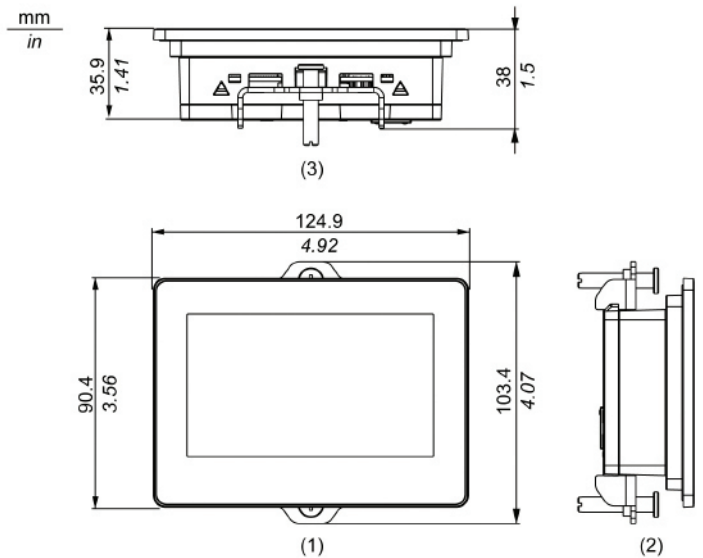
1 Model	3 SP Series
GP GP Series	XXXX Not Required
2 GP Series	4 PS Series
XXXX BATT Not Required RTC/Battery for GP4100	XXXX Not Required

DIN PSU Order Codes

	1
--	---

Model	DINPSU DIN Rail Mount 24V dc PSU
--------------	-------------------------------------

1 Type	1A2 1.2 A (30W) 24V dc Output
---------------	----------------------------------



- 1 Front
- 2 Left
- 3 Bottom

Eurotherm Limited
Faraday Close, Worthing,
West Sussex, BN13 3PL
United Kingdom
Phone: + 44 (0)1903 268500

www.eurotherm.com

Document Number HA033270 Issue 5

Watlow, Eurotherm, EurothermSuite, EFit, EPack, EPower, Eycon, Chessell, Mini8, nanodac, piccolo and versadac are trademarks and property of Watlow its subsidiaries and affiliated companies. All other trademarks are the property of their respective owners.

©2022 Watlow Electric Manufacturing Company, all rights reserved.

Contact your local sales representative

