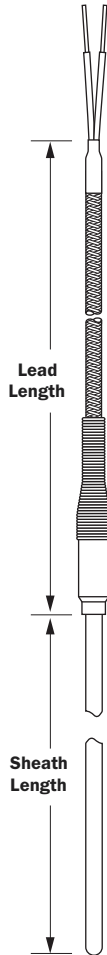


Metal Transition Thermocouple

Style AF



① Stranded lead wire available only for sheath O.D. 0.063 to 0.500 inch.

② 1000 °F potting not recommended with FEP insulated wire.

Note: 149 °C (300 °F) potting standard

1 2 3 4 5 6 7 8 9 10 11 12 13 14 15

A F

2. Style

F = Metal transition with strain relief and 149 °C (300 °F) potting

3. Sheath O.D. (inch)

A = 0.010 E = 0.063
B = 0.020 G = 0.125
C = 0.032 H = 0.188
D = 0.040 J = 0.250

4. Lead Wire Construction

		Standard	Over-braid	Flex Armor
Fiberglass	Solid	A	J	R
FEP	Solid	C	L	T
Fiberglass	Stranded ^①	B	K	S
FEP	Stranded ^②	D	M	U

5. Fittings, Weld Pads

If required, enter order code from "Fitting Options".
If none, enter "0".

6. Lead Wire Termination

A = Standard male plug
B = Standard female jack
C = Standard plug with mating connector
F = Miniature male plug
G = Miniature female jack
H = Miniature plug with mating connector
T = Standard, 1 ½ inch split leads
U = 1 ½ inch split leads with spade lugs
W = 1 ½ inch split leads with BX connector and spade lugs

7. Sheath Material

A = 304 SS Q = Alloy 600 (Type K)
F = 316 SS
C = PFA coated over SS (available on G, H and J diameter)

8-9. Sheath Length "L" (whole inches)

03, 06, 12, 18, 24
Available lengths: 01 to 99, over 99 consult factory
Maximum length for PFA coating is 48 inches.

10. Sheath Length "L" (fractional inch)

0 = 0 1 = ¼ 2 = ½ 3 = ¾ 4 = 1 5 = 1 ½ 6 = 2 7 = 2 ½

11. Junction

	Grounded	Ungrounded	Exposed
Single	G	U	E
Dual	H	W (isolated)	D (isolated)

12. Calibration

	E	J	K	N	T
Standard limits	E	J	K	N	T
Special limits	2	3	4	—	8

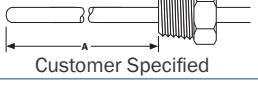

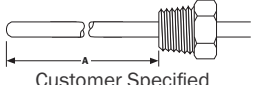
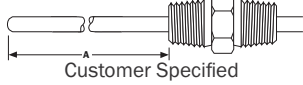
13-14. Lead Wire Length "E" (whole feet)


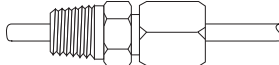
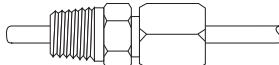
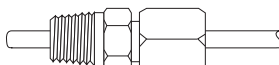

03, 04, 06, 08, 10
Available lengths: 01 to 30, over 30 consult factory

15. Special Requirements

0 = None
H = High temperature 538 °C (1000 °F) potting
M = 260 °C (500 °F) potting
X = Special requirements, consult factory

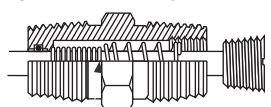
Fitting Options

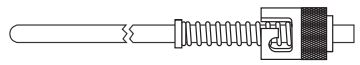
Fitting Type	Material	Sheath Sizes (in.)	NPT Thread Size (in.)	HEX Size (in.)	Length (in.)	Order Code
Fixed Single Thread 1/8 NPT  Customer Specified	303 SS	0.063 to 0.250	1/8	7/16	11/16	A
Fixed Single Thread 1/4 NPT  Customer Specified	303 SS	0.125 to 0.250	1/4	9/16	7/8	B
Fixed Single Thread 1/2 NPT  Customer Specified	303 SS	0.125 to 0.250	1/2	7/8	1	D
Fixed Double Thread 1/2 NPT  Customer Specified	303 SS	0.125 to 0.250	1/2	7/8	1 3/4	F

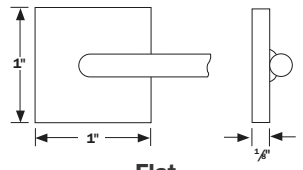
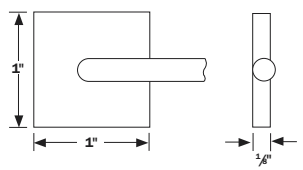
Fitting Type	Material	Sheath Sizes (in.)	NPT Thread Size (in.)	HEX Size (in.)	Length (in.)	Order Code
Non-Adjustable Compression Brass 	Brass	0.125	1/8	1/2	1	J
		0.188	1/8	1/2	1 1/8	J
		0.250	1/8	1/2	1 3/16	J
Non-Adjustable Compression SS 	303 SS	0.063	1/8	1/2	1 1/4	L
		0.125	1/8	1/2	1 1/4	L
		0.188	1/8	1/2	1 5/16	L
		0.250	1/8	1/2	1 5/16	L
Adjustable Compression Neoprene Gland 	303 SS	0.063	1/8	1/2	1 1/4	N
		0.125	1/8	1/2	1 1/4	N
		0.188	1/8	1/2	1 1/4	N
		0.250	1/4	7/8	2 7/16	P
Adjustable Compression TFE Gland 	303 SS	0.063	1/8	1/2	1 1/4	G
		0.125	1/8	1/2	1 1/4	G
		0.188	1/8	1/2	1 1/4	G
		0.250	1/4	7/8	2 7/16	X
Adjustable Compression Lava Gland 	303 SS	0.063	1/8	1/2	1 1/4	Q
		0.125	1/8	1/2	1 1/4	Q
		0.188	1/8	1/2	1 1/4	Q
		0.250	1/4	7/8	2 7/16	V

Compression Fittings: Compression fittings are shipped finger-tight on the sheath allowing field installation. Once non-adjustable fittings are deformed, they cannot be relocated. Adjustable fittings come with neoprene, TFE or lava sealant glands.

Fitting Options (cont'd)

Fitting Type	Material	Sheath Sizes (in.)	NPT Thread Size (in.)	HEX Size (in.)	Length (in.)	Order Code
Adjustable Spring Loaded 	316 SS	0.250	1/2	7/8	2	H

Fitting Type	Material	Sheath Sizes (in.)	Length (in.)	Order Code
Bayonet Lockcap and Spring 	Plated Steel	0.125	1 5/8	W
	Plated Steel	0.188	1 5/8	W

Weld Pad Type	Material	Order Code
 <p>Flat</p>	304 SS*	2
 <p>Milled Slot</p>	304 SS	5

*Alloy 600 available on special order and recommended for use with alloy 600 sheath.

www.zesta.com



Ontario (Head Office)
 212 Watline Ave
 Mississauga ON, L4Z 1P4
 T: (905) 568-3100
 F: (905) 568-3131

Québec
 2337 rue Guénette
 St. Laurent QC, H4R 2E9
 T: (514) 334-4744
 F: (514) 334-0834

Alberta
 4754-14 Street NE
 Calgary AB, T2E 6L7
 T: (403) 291-1156
 F: (403) 291-2630

British Columbia
 55B Fawcett Road
 Coquitlam BC, V3K 6V2
 T: (604) 525-7071
 F: (604) 525-7797



info@zesta.com
 1-800-755-5418